

Inline function terminal - IB IL MBUS-PAC - 2701927

Please be informed that the data shown in this PDF Document is generated from our Online Catalog. Please find the complete data in the user's documentation. Our General Terms of Use for Downloads are valid (<http://phoenixcontact.com/download>)




Inline M-bus master terminal, for connecting M-bus devices, complete with accessories (connector and marking field)

Why buy this product

- M-bus connection for up to 30 devices
- Transmission speed can be set from 300 baud to 19,200 baud
- Parameterization via process data
- Process data width: 16 words
- Diagnostic and status indicators

Key Commercial Data

Packing unit	1 STK
GTIN	 4 046356 902106
GTIN	4046356902106

Technical data

Note

Utilization restriction	EMC: class A product, see manufacturer's declaration in the download area
-------------------------	---

Dimensions

Width	24.4 mm
Height	119.8 mm
Depth	71.5 mm
Note on dimensions	Housing dimensions

Connection data

Designation	Inline connector
Connection method	Spring-cage connection
Conductor cross section solid min.	0.08 mm ²

Inline function terminal - IB IL MBUS-PAC - 2701927

Technical data

Connection data

Conductor cross section solid max.	1.5 mm ²
Conductor cross section flexible min.	0.08 mm ²
Conductor cross section flexible max.	1.5 mm ²
Conductor cross section AWG min.	28
Conductor cross section AWG max.	16
Stripping length	8 mm

Ambient conditions

Ambient temperature (operation)	-25 °C ... 55 °C
Ambient temperature (storage/transport)	-25 °C ... 85 °C
Permissible humidity (operation)	10 % ... 95 % (non-condensing)
Permissible humidity (storage/transport)	10 % ... 95 % (non-condensing)
Air pressure (operation)	70 kPa ... 106 kPa (up to 3000 m above sea level)
Air pressure (storage/transport)	70 kPa ... 106 kPa (up to 3000 m above sea level)
Degree of protection	IP20

General

Mounting type	DIN rail
Net weight	125 g

Interfaces

Designation	Inline local bus
Connection method	Inline data jumper
Transmission speed	500 kbps
Interface	M-Bus
Connection method	Inline connector
Transmission physics	Copper

Inline potentials

Designation	Communications power (U _L)
Supply voltage	7.5 V DC (via voltage jumper)
Current consumption	typ. 65 mA
	max. 90 mA
Designation	Main circuit supply (U _M)
Supply voltage	24 V DC (via voltage jumper)
Current consumption	typ. 56 mA (for 10 unit loads; see example calculation)
	max. 160 mA

Electrical isolation

Test section	M-Bus / 7.5 V supply (bus logic) 500 V AC 50 Hz 1 min.
	M-Bus / 24 V supply U _M 500 V AC 50 Hz 1 min.
	M-bus/functional earth ground 500 V AC 50 Hz 1 min.
	7.5 V supply (bus logics) / functional earth ground 500 V AC 50 Hz 1 min.

Inline function terminal - IB IL MBUS-PAC - 2701927

Technical data

Electrical isolation

	24 V supply (U_M)/functional earth ground 500 V AC 50 Hz 1 min.
--	---

Standards and Regulations

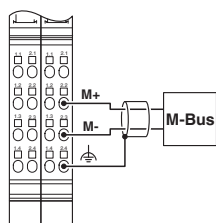
Protection class	III, IEC 61140, EN 61140, VDE 0140-1
------------------	--------------------------------------

Environmental Product Compliance

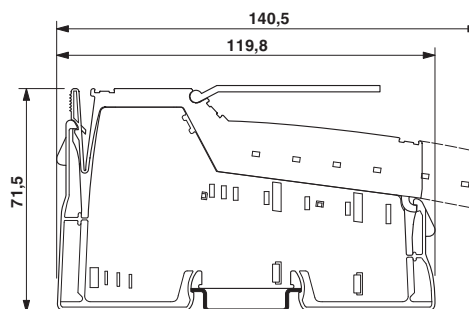
China RoHS	Environmentally friendly use period: unlimited = EFUP-e
	No hazardous substances above threshold values

Drawings

Connection diagram



Dimensional drawing



Phoenix Contact 2018 © - all rights reserved
<http://www.phoenixcontact.com>

PHOENIX CONTACT GmbH & Co. KG
Flachsmarktstr. 8
32825 Blomberg
Germany
Tel. +49 5235 300
Fax +49 5235 3 41200
<http://www.phoenixcontact.com>